



# ORIGIN

MOTION THROUGH STONE

MADE IN USA



DESIGNED IN ITALY

CAESAR  
CERAMICS USA



01

COLLECTION CONCEPT



**ORIGIN** Natural veins of layered stone blend together to create a unique and refined design.




# 02

## COLORS SIZES & FINISHES




Rectified Tile


### — 3 Sizes



24"×48"



24"×24"




12"×24"

Assorted square and rectangular shapes in the ideal size for all rooms of your home and commercial areas.

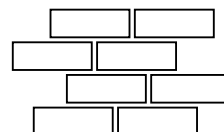
### — Decors

Mosaic



2"×2" MOSAIC

Brick Mosaic



3"×8" MOSAIC

Origin mosaics are the ideal solution to add trendy and refined details to any project.

### — Matte finish

Smooth surface textures create a pleasant tactile experience perfect for elegant environments.

### — Attractive shades

With four matching colors there is something for everyone. Each shade is **full of personality and balanced tones.**




ARCTIC



DESERT



CANYON



BOULDER



# DESERT

24"x24" \_ 12"x24"



Floor \_ 24"x24" \_ 12"x24" DESERT

ORIGIN



**NATURAL  
VARIATION  
AND DETAILS**





# DESERT

24"x24" \_ 12"x24"



# BOULDER

24"x24"



Floor \_ 24"x24" BOULDER / Wall \_ 12"x24" ARCTIC

ORIGIN



**CREATIVE  
LAYING  
PATTERNS**






# BOULDER

24"x24"

Floor \_ 24"x24" BOULDER / Wall \_ 12"x24" ARCTIC





— Tasteful balanced style

# BOULDER

24"x24"

Origin has an appearance that is both variable and natural. It is at the same time elegant and discreet, thanks to a careful balance of color and streaking, which is the result of the masterful research and development work done at Caesar USA.



# ARCTIC

24"x48"



Floor \_ 24"x48" ARCTIC \_ 2"x2" MOSAIC ARCTIC / Wall \_ 24"x48" ARCTIC \_ 24"x48" CANYON \_ 2"x2" MOSAIC CANYON

ORIGIN



**MOSAIC  
IS A GREAT  
IDEA**





# ARCTIC

24"x48"

Floor \_ 24"x48" ARCTIC \_ 2"x2" MOSAIC ARCTIC / Wall \_ 24"x48" ARCTIC \_ 24"x48" CANYON \_ 2"x2" MOSAIC CANYON





ORIGIN

# ARCTIC

24"x48"

## — Bathroom design

With Origin, you will find it easy to decorate your bathroom with original and customized solutions. Rectangular sizes, mosaics, and matching colors make the process intuitive and simple.

Floor \_ 24"x48" ARCTIC \_ 2"x2" MOSAIC ARCTIC / Wall \_ 24"x48" ARCTIC \_ 24"x48" CANYON \_ 2"x2" MOSAIC CANYON



# CANYON

24"x48" | 12"x24"



Floor \_24"x48" \_ 12"x24" CANYON / Wall \_ 12"x24" RUN SUNRAY



**DURABLE,  
SANITIZABLE AND  
EASY TO CLEAN**



*Color combinations*



# CANYON

24"x48" \_ 12"x24"

Floor \_ 24"x48" \_ 12"x24" CANYON / Wall \_ 12"x24" RUN SUNRAY





— Veining that is always different

# CANYON

24"x48" \_ 12"x24"

The movement of veins across installed surfaces creates a pleasant design that is full of personality. The veins of each piece differ and are designed to be oriented in a random manner.



# DESERT

3"x8" BRICK MOSAIC



Floor \_ 24"x24" DESERT \_ 8"x40" WHISPER FOREST / Wall \_ 24"x24" BOULDER \_ 3"x8" BRICK MOSAIC DESERT



STONE  
AND WOOD  
EFFECT



*Warm and welcoming*

**DESERT**

**24"x24"**

Floor \_ 24"x24" DESERT \_ 8"x40" WHISPER FOREST / Wall \_ 24"x24" BOULDER \_ 3"x8" BRICK MOSAIC DESERT





**ARCTIC**

Rectified



**DESERT**



Rectified



24"x48"

24"x24"

12"x24"




24"x48"

24"x24"

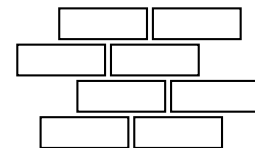
12"x24"

**DECORS**  
Mosaic



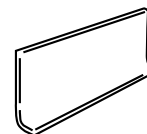
2"x2" mosaic on 12"x12" sheet

**Brick Mosaic**

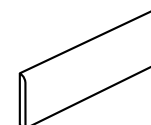


3"x8" mosaic on 12"x16" sheet

**TRIMS**

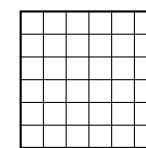


6"x12" Covebase



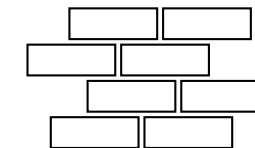
3"x24" Bullnose

**DECORS**  
Mosaic



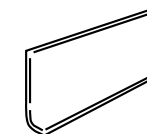
2"x2" mosaic on 12"x12" sheet

**Brick Mosaic**

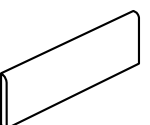


3"x8" mosaic on 12"x16" sheet

**TRIMS**



6"x12" Covebase



3"x24" Bullnose



**CANYON**

Rectified




**BOULDER**


Rectified




24"x48"




24"x24"




12"x24"



24"x48"




24"x24"



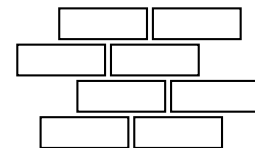
12"x24"

**DECORS**  
Mosaic



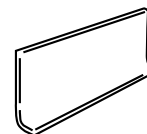
2"x2" mosaic on 12"x12" sheet

**Brick Mosaic**

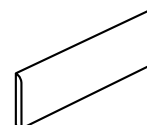


3"x8" mosaic on 12"x16" sheet

**TRIMS**

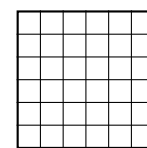


6"x12" Covebase



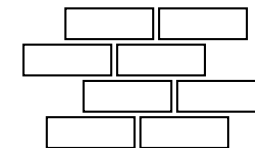
3"x24" Bullnose

**DECORS**  
Mosaic



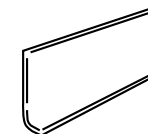
2"x2" mosaic on 12"x12" sheet

**Brick Mosaic**

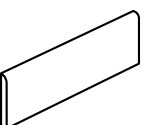


3"x8" mosaic on 12"x16" sheet

**TRIMS**



6"x12" Covebase



3"x24" Bullnose





FOCUS



**COLORED-BODY PORCELAIN TILES - RECTIFIED, ONE CALIBER**






Colored-body porcelain stoneware tiles are produced minimizing the color difference between the glaze and the body. Nevertheless, the design is visible only on the surface.

	24"x48" 610x1220 MM	24"x24" 610x610 MM	12"x24" 305x610 MM	6"x12" Covebase	3"x24" Bullnose
Arctic	●	●	●	●	●
Desert	●	●	●	●	●
Canyon	●	●	●	●	●
Boulder	●	●	●	●	●

● Matt, Rectified, One caliber

**PACKAGING**

SIZE INCHES	MM	BOX PCS	PALLET								
			SURFACE (SQF)	SURFACE (SQM)	WEIGHT (LBS)	WEIGHT (KG)					
24"x48"	610x1220	2	15.51	1.44	~62.81	~28.4	35	542.85	50.43	~2200	~997
24"x24"	610x610	3	11.63	1.08	~47.62	~21.6	40	465	43.2	~1904.77	~864
12"x24"	305x610	7	13.56	1.26	~55.56	~25.2	40	542.51	50.4	~2222.24	~1008
Brick Mosaic (3"x8" mosaic on 12"x16" sheet)	Brick Mosaic (76x203 mosaic on 305x406 sheet)	10 sheets	12.05	1.12	~52.91	~24	20	241	22.4	~1058.21	~480
Mosaic (2"x2" mosaic on 12"x12" sheet)	Mosaic (51x51 mosaic on 305x305 sheet)	10 sheets	9.69	0.9	~39.68	~18	36	348.75	32.4	~1428.58	~648

V0	V1	V2	V3	V4
				
<b>Very Uniform appearance.</b> Pieces of the same shade value are very uniform and smooth in texture. They can be measured for small color differences and are in compliance with the color uniformity requirements of tables 6-10 (ANSI A137.1-2012)	<b>Uniform Appearance.</b> Differences among pieces from the same production run are minimal.	<b>Slight Variation.</b> Clearly distinguishable texture and/or pattern within similar colors.	<b>Moderate Variation.</b> While the colors and/or textures present on a single piece of tile will be indicative of the colors and/or texture to be expected on the other tiles, the amount of colors and/or texture on each piece may vary significantly. It is recommended that the range be viewed before selection.	<b>Substantial Variation.</b> Random color and/or texture differences from tile to tile, so that one tile may have totally different colors and/or textures from that on other tiles. Thus, the final installation will be unique. It is recommended that the range be viewed before selection.

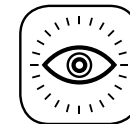
For information about installation and cleaning of Caesar products, please consult our general catalogue or the website [www.caesarceramicsusa.com](http://www.caesarceramicsusa.com).

Color reproductions may vary from actual products.

Caesar reserves the right to modify the products illustrated in this catalogue for reasons of production or to improve quality. Samples are purely indicative. Packaging and weights may vary for production reasons. Contact our sales department when ordering.

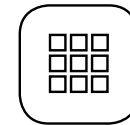
In case of running pattern installation, Caesar recommends a maximum 33% offset.

Caesar warrants that our products meet or exceed the requirements of ANSI, specification ANSI A137.1: 2012, as shown in our Tile Performance Data sheets.



**UNIQUE AND AUTHENTIC DETAILS**

Beauty originates from a balanced mix of details with a high standard of fidelity. Subtle and shaded veins, a rich palette of tones, and non-repetitive patterns form a natural effect with high aesthetic value.



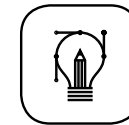
**MOSAIC IS A GREAT IDEA**

Each color offers two types of mosaic. The latter can be used as decorative borders on walls, for creating artistic tile carpets on floors or for cladding kitchen backsplashes.




**DURABLE, SANITIZABLE AND EASY TO CLEAN**

Ideal also for public spaces, Origin is top quality porcelain stoneware. It has an excellent resistance to wear and is very easy to clean.



**CREATIVE LAYING PATTERNS**

The colors of Origin are perfect for creating attractive matches. The sizes adapt to different environments and make it possible to obtain different installation patterns.



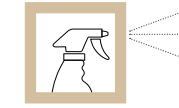
**STONE AND WOOD EFFECT**

The stone effect of Origin is a natural complement to the surface and wood effect colors of Whisper floors.





Floor \_ 24"x24" \_ 12"x24" DESERT



## CLEANING PROCEDURES

### FINAL CLEANING AFTER INSTALLATION

A few hours after grouting, as soon as the grout starts to dry and becomes opaque, sweep the floor. Within 48 hours from grouting and before the grout hardens definitively, wet the floor with an acid and buffered solution. Dilution depends on the type of surface (smooth or textured).

Spread the solution containing acid especially made for stoneware using a mop or a rotary brush for large surfaces, and featuring suitable discs, and let the solution work for a few minutes. Rinse with warm water and clean cloths and repeat several times until all stains and residues have been eliminated. Make sure to change rinsing water several times. Complete by drying.

Prevent contact of the acid solution with other materials (metal, marble, etc.).

**ATTENTION!!** Epoxy-based grout cannot be cleaned when it has completely hardened other than mechanically with risks to the surface of the tiles. For more information and recommendations, consult the grout manufacturer.

Care must be taken on inlaid, polished and anti-slip products; for the latter in particular, the use of a floor-washing machine combined with the action of an acid detergent helps reach the spaces between adjacent tiles and cleans them properly.

If such a cleaning procedure is not carried out, or if such cleaning is carried out too late, the grout residue creates an extremely absorbent film, which holds dirt, making the surface difficult to clean: in this case, Ceramiche CAESAR S.p.A. will not be liable for any damage caused to the surface.

### CLEANING AND CARE

If the cleaning rules after installation are followed, routine maintenance, i.e. everyday cleaning to remove dirt from traffic and general use of the tiled surface, is reasonably easy.

We would like to remind you that porcelain stoneware is a product with excellent technical features which allow for the highest grade of mechanical wear and resistance to acids (except for hydrofluoric acid and its derivatives) and alkalis, features which are added to a high aesthetic quality.

Porcelain stoneware has a low absorption level, another intrinsic characteristic of the product. As detailed in the technical sheets, absorption levels are very low in the production process CAESAR adopts, and all our products will achieve the best results for any kind of specific application.

Ordinary maintenance must be carried out using specialist detergents to remove stains but these detergents must not leave a wax, film or membrane residue.

Rinsing well with plenty of clean water is a fundamental part of the cleaning procedure, therefore we advise against the use of products which state that they "do not need rinsing".

We would like to inform you that, the above mentioned standards do not cover rubber stains (shoes, heels, mats, etc...) especially where these kinds of stains are frequent: therefore, Ceramiche CAESAR S.p.A. will not be held liable for any such damage to the surface of these products. All types of surface of the Caesar range can be washed with clean water or water and up to 50% of bleach or alcohol.

We recommend periodical cleaning with basic products or a micro-foaming basic product for porcelain stoneware, followed by thorough rinsing and drying.

### HEAVY-DUTY CLEANING

Any stains or marks can be removed quite easily since porcelain stoneware has very low absorption properties and resists acids and bases.

Depending on the type of stain, you can use:

- ACIDS for INORGANIC stains,
- BASES for ORGANIC stains,
- SOLVENTS for SYNTHETIC stains.

The use of common aggressive acids (such as muriatic acid for instance) must be avoided. These products remove residues of grout but also irreparably damage the grout within the joint. Also pay attention to all products containing HYDROFLUORIC ACID (HF) SINCE THEY IRREPARABLY DAMAGE ALL CERAMIC SURFACES.

### WARNING

The above suggestions are a result of research, laboratory tests and several years' experience. However, the cleaning features of the materials may vary significantly according to the different installation methods, conditions of use, types of surface and destination. As a general rule, the higher the anti-slip values of the tiles are, the greater cleaning inconveniences may arise. The professional operator in charge of maintenance and cleaning shall always check the surface condition before proceeding with any cleaning and/or maintenance operation (we would suggest to test some tiles before installation). Caesar declines any liability with reference to cleaning and maintenance operations in case of heavy conditions of use (such as mechanical workshop or spaces presenting oily residues or tire marks), bad installation work or wrong cleaning operations, it is agreed that Caesar shall not be liable for any event, damage or defect due to wrong installation of the tiles, faulty cleaning and maintenance operations or inadequate choice of the type of material to be laid or of the adhesives used in a certain destination of use.





## SUSTAINABLE MIND



Maximum concern for the environment



### From our plant ....

The **brand new production facilities** in the USA are built in compliance with the most stringent standards in term of environmental protection, safety of workers and reduction of energy consumption.

### to your project.

By choosing Caesar Ceramics USA, the end user will be sure to purchase **durable, safe and green floor and wall tiles**: being extremely durable, they do not call for any chemical treatment, varnish or special detergent. They do not release dust or other substances, even when subject to high pedestrian traffic.



**HPD**  
(Health Product Declaration®)

The Health Product Declaration (HPD) Open Standard provides for the disclosure of product contents and potential associated human and environmental health hazards.

**By means of its declaration, Caesar USA adheres to the standard.**



**LEED**  
(Leadership in Energy and Environmental Design)

**Caesar Ceramics USA is a member of US Green Building Council (USGBC).**

The LEED program, promoted by the USGBC, is the most widely used green building rating system in the world. Available for virtually all building, community and home project types, LEED provides a framework to create healthy, highly efficient and cost-saving green buildings.
















# TILE PERFORMANCE DATA

## COLORED-BODY PORCELAIN TILES - RECTIFIED

Classification in accordance with ANSI A137.1: 2012 (P1 class).

TECHNICAL FEATURE	ASTM	VALUE REQUIRED ANSI A 137.1-2012	CAESAR AVERAGE VALUE
 Facial dimension	ASTM C-499	± 0,25% or ± 0,03 in	
 Wedging	ASTM C-502	± 0,25% or ± 0,03 in	In accordance to ANSI A 137.1-2012
 Warpage diagonal	ASTM C-485	± 0,4% or ± 0,07 in	
 Warpage edge	ASTM C-485	± 0,4% or ± 0,05 in	
 Thickness	ASTM C-499	RANGE: 0,040 inch max (1 mm)	In accordance to ANSI A 137.1-2012
 Water absorption	ASTM C-373	≤ 0,5%	Passed "impervious tiles" Class P1
 Breaking strength	ASTM C-648	≥ 250 lbs (≥1113 N)	≥400 lbs
 Freeze thaw	ASTM C-1026	No damages	In accordance
 Chemical resistance	ASTM C-650	As reported	Unaffected
 MOHS hardness			6
 Dynamic Coefficient of Friction		0,42	In accordance

**ORIGIN**  
MOTION THROUGH STONE

Average values referred to the last two years of production and related to the matte finish of the product.  
 Values relate to the matte finish of the product and to tests carried out by certified external laboratories, whose results are available upon request.  
 Be sure to use the same caliber tiles. Color reproductions may vary from actual products.  
 \* Due to the intrinsic nature of porcelain stoneware tiles, please note that the coefficient of friction may vary within the same production lot or from one production lot to the other. Caesar products can become slippery when wet. We recommend to always keep the surface dry.




# ORIGIN

MOTION THROUGH STONE

◆ CAESAR ◆  
CERAMICS USA

CAESAR CERAMICS USA INC.  
500 Wilson Pike Cir, Ste 127  
Brentwood TN 37027-3261  
Phone: +1 (732) 389 5757  
fax: +1 (732) 389 8589

MADE IN USA



DESIGNED IN ITALY

[caesarceramicsusa.com](http://caesarceramicsusa.com)